






Recipe for:

Ingredients:







Directions:






This section contains two recipe cards for a spider-themed activity. The top card is titled "Recipe for:" and is divided into two columns. The left column is labeled "Ingredients:" and features a brown spider with a blue top hat and a pink flower on its head, hanging from a string. Below it are two light brown spiders, one of which also has a blue top hat and a pink flower. The right column is labeled "Directions:" and features two light brown spiders, one of which has a blue top hat and a pink flower. The entire section is framed by a decorative border of orange and black triangles.

Recipe for:

Ingredients:



Directions:



This section contains two recipe cards for a bat-themed activity. The top card is titled "Recipe for:" and is divided into two columns. The left column is labeled "Ingredients:" and features a purple bat with a smiling face. Below it are three light purple bats, one of which has a smiling face. The right column is labeled "Directions:" and features two light purple bats, one of which has a smiling face. The entire section is framed by a decorative border of orange and black triangles.